

CATALINA FLEET

NEWS

March 2024



Australia Day 2024 – “Cooling our keels”

Management Committee

Commodore

Robin Parker - 0415278579

Vice Commodore

Greg Cross - 0427101920

Rear Commodore

Kevin Newman - 0411 157 137

Treasurer

Jacquie Armstrong - 0431904195

Secretary

Ken Hill - 0400 208 553

General

Phillip Sparkes - 0414 223 654

Peter Armstrong - 0459 547 78

Membership

Phillip Sparkes - 0414 223 654

Yacht Auditor

Hart Peters - 0417674687

Race Officer

Peter Melbourne - 0412 278 567

Cruise Co-ordinator

Val Harrison - 0435 242 274

Social Organiser

Tania Kelland - 0424002963

Newsletter

Peter Armstrong - 0459 547 787

Public Officer

Phillip Sparkes - 0414 223 654

Contact by mail

PO Box 210

Boolaroo 2284 NSW

Deposit Details

Account name NHTYA

BSB 062822 - Account 17418617

Use your name as reference

Contents

Page

Meeting Minutes	3 - 5
Australia Day Cruise Report	6 - 7
Upcoming Cruise Tuggerah Lakes	8 - 9
Myall Lakes Easter Cruise	10 -11
Club Boat and Social 23/24	11
Sailing Brisbane Water Cruise	12
Racing Update	13 -14
Autumn Series Race 5&6 results	14 - 15
Autumn Series Race 6 report	15 - 16
OTB Racing Results	17 - 18
SAFETY FIRST – Life Jacket Maintenance	18 - 22
Club Merchandise for Sale	23
The Boatyard.	23
Club Sponsors	23
NHTYA Program 2024	24 - 25

General Meeting Notice

Notice is hereby given of a General Meeting of the
Newcastle and Hunter Trailer Yacht Association.

Tuesday 7pm on 19th March 2024 at

Club Macquarie and via ZOOM

**If you have information for the next
newsletter please email by 7th April to
yarrandoo990@yahoo.com.au**

DISCLAIMER

Nothing in the publication is, or is to be taken as advice, and, except for authorised statements, any other statements or opinion is that of the contributor or advertiser and not the NHTYA. The NHTYA its officers and members expressly disclaim any liability to any person for anything done or omitted to be done in reliance upon anything contained in this publication

General Meeting 20 February 2024

Welcome by Acting Meeting Chair Greg Cross

➤ Meeting Opened: 7.05 pm.

ATTENDANCE

Apologies: Roger & Ann York. Dot Haig, Barry & Cathy White, Robyn Parker for lateness.

Attendance: Via Zoom - See recording. Jaquie & Peter Armstrong. Peter & Kerry Melbourne, John & Carol Parker, Val & Brian Harrison, Wayne Cris P Bacon, Hart Peters, Jon & Jannina Boer, Graeme Schubert. Warren Parrot, Chris Keevers,

Attendance at Club Macquarie: Greg Cross, Ken Hill, Tania Kelland, Phil & Kim Sparkes, Kevin & Gaylene Newman, Robert Remington, Dave Younger, John & Lisa Pateman, John Haig

Visitor/s: Nil.

Minutes of last meeting:

The minutes of meeting held in November 2023 as printed in the January 2024 Newsletter be accepted.

Moved Ken Hill **Seconded:** Gaylene Newman

Any matters arising from the previous minutes: Race weekend Sunday bacon and egg rolls going well. New Gazebo sides are good and stood up to the weather at Myall Lakes at New Year

Any items to be discussed in General Business: Nil

Correspondence: In: Australia Post invoice. Mailbox checked tonight.
Email from Club Macquarie confirming sponsorship of meeting rooms.

Action Taken – Nil.

Outwards: G. Cross to Club Macquarie re room sponsorship for 2024.

Treasurers Report was presented by Jacquie Armstrong and shared on the screen.

The full Treasurers Report is available to Members in the “Members Only” section of the website.

Thank you.

Jacquie Armstrong. Treasurer.

Item of discussion - Credit Card top ups to be split into the 2 actual amounts as they were separate transactions.

Treasurers Report Moved: Jacquie Armstrong **Seconded:** Phil Sparkes

Item For discussion- term deposit of \$10,000

ING is treating NHTYA as a Business, and therefore only offering a business rate less than CBA.

CommBank is 2-4% as a separate term deposit account.

Two need to sign, & three of the existing signatures are to be Jacquie Armstrong, Greg Cross, and Phil Sparkes.

12 Months term = interest will pay for the clubs camping site at New Years Eve.

Motion to set up a term deposit of \$10,000 with the Commonwealth Bank is Passed. Nil "No" votes. 1 abstained as late to meeting and didn't hear all details.

Moved: Jacque Armstrong. **Seconded:** Greg Cross

Racing Report

Trailer Sailor Racing Report Peter Melbourne

- 14 boats in Races 1 & 2. A good weekend and Black Majic joined in the racing.
- Races 3 & 4 held. Sat had 25-30kt winds, so race cancelled. Sun had 2 races and 7 boats going to Fishing Point, Swansea, & back to Rathmines. Changed OOD after race 3 and did race 4 in reverse. Thanks to Tania and Kerry for cooking the Sunday bacon & egg rolls.
- Australian Sailing policy on Racing in Heat stipulates that no racing over 38o! NHTYA to also use that Heat Safety Policy – using Marks Point temperature. Will also be put into Next Sailing Instructions.

OTB Report Brian Harrison.

- 5 boats, but very strong winds so only 3 boats went out, need 4 to race so results not counted. Brian took out a passenger on the Weka who got soaking, but had a great time..
- Brian has received a Handicap for Plastique. Seems wrong, so Brian will discuss with Peter M.

Cruising Report and upcoming cruises by Val Harrison

- Heat policy will also apply to cruising, as temp at the last cruise was 42o so delayed the cruise start to the Saturday.
- Please let the cruise leader know if you are coming so they can know if you are running late for WHS sign on if something happens.
- The March Cruise is on Tuggerah Lakes and is mast down and under motor to get under bridge – please read the flyer. There is a small cost for using the camping ground site.
- Easter is on Myall Lakes and the Sparkes will be cruise leaders.
- Brisbane Waters cruise will be led by Hart Peters.

Website & Facebook pages update by Val Harrison

- Website page has been rebuilt and had a change of colour.
- Lake Macquarie Trailer Sailability Facebook page update now has over 600 page members, with lots of activity content, lots of people are talking about their boats, and people are coming to our events. Ken advised that we need to put a Poll up to inform us if they are coming to events, so the club knows if Visitors are coming to a club event as he had no idea that 2 boats were interested in attending the February cruise..

Membership update by Phil Sparkes

- Waiting for payment from one applicant.
- Birth date is needed on application form to identify members.

Social update by Tania Kelland.

- 29 June is Presentation Night at Valentine Bowling Club.

- Club members are asked to volunteer to help set up the venue – if members don't help it won't get set up – thanks to those so far who are offering.

General business

- Please return to after race presentations as a group to get together to share congratulations, especially on Sundays when everyone is derigging.
- Kevin has 3 Club Gazebos to rehouse as moving house. Peter Armstrong will store.
- Boat ramp etiquette at Styles. Launch and move the boat away from the launching side of the jetty, so others user can use the ramp and we won't get complaints against us.
- Jon Boer will borrow John Haigs' boat lifter for repairs.
- Val raised that Jon and Jeninna hadn't received the NHTYA Zoom message. The list will be checked and updated.
- Phil has sent the latest member list to Val, and she will be updating the list in the members only area of the website.
- The Financial Report will now not be contained in Newsletters but will be held in the Members Only Section of the clubs' website, so that members only can access it. It will be referred to in the Newsletters and any items or motions will be recorded also.
- John Haig mentioned that scam messages are being received from Graeme, Garry and Tom – so don't open any with a strange email address.
- 3 outboards stolen from Fishing Point in last couple of months, Keep them safe.

Meeting Closed: 8.20. pm

Ken Hill

[NHTYA Secretary](#)

Australia Day Cruise report- by

Valerie Harrison (Waterbago)

Whilst weather threatened the first cruise of 2024, it didn't stop attendance. Yes, the Friday was a shocker- over 40 degrees and over 42 on the comfort scale (apparent). Sailing Australia have an extreme weather policy of no events in over 38 degrees. So, we decided to postpone the cruise to kick off on the Saturday instead of the Friday.

We (Waterbago) were joined by, Magnifique, Merlot (that makes 3 Macs!), Gypsea, Sail Away, Amethyst, Crosswind, Wanderer, Bidy and Aye Sea Red – 10 boats.

Some decided to launch on the Friday to be ready!

We waited until the southerly hit Norah Head before leaving home- The Southerly change hit Styles just as Brian was putting the mast up..... around 3pm on the Friday. The welcome change made everything a lot more comfortable....

We were a bit surprised to find out the traditional fireworks was changed to the weekend before! However, this didn't stop an inventive light show from Waterbago whilst listening to Pink Floyd.. 😊



The original plan was to spend Friday night very south to take advantage of a great sail back up the lake on the Saturday with the wind at our backs!

Saturday night was planned to be at Valentine to enjoy a club dinner. This meant we started off already halfway up the lake so a sail to Valentine was a very 'short' sail !!!

We pulled up on Toronto wharf to enjoy Fish n Chips for lunch. Some sailed over to Bolton point to escape the breeze.



Brian couldn't help himself to watch the RS100 and VS National titles out of Toronto.





We all ended up at Valentine...Great turn out 20+ for dinner.... It was fantastic to see children back on a club cruise.



Sunday many ventured over to Swansea to anchor for lunch then off to Sandy Beach for an afternoon happy hour....



A great cruise to start the year off... Looking forward to Tuggerah Lakes...



Tuggerah Lakes Cruise

March Sat 16th - Sun 17th

Cruise Leader- Val and Brian Harrison

Ph- 0435242274 MAST DOWN

Come join us
for an adventure. The club hasn't cruised this water way for some
time- there might be a reason but let's find out- together 😊

We launch at **San Remo boat ramp** ready for a 10am kick off-
Channel 72- the one on **Canal street**... Keep this in mind as there are 3
boat ramps of sorts in 'San Remo'

This ramp has a floating small jetty to aid launching and a suitable
car park. We intend to arrive Friday night but not launch until the Sat.
This is a mast down cruise to get under the bridge and possible
centreboard up as well !!

After launching you'll secure your trailer and motor away a bit (as directed) and wait for
everyone to launch before we head off.



We will explore the top lake and end up beached
stern in at a park- Fish n Chips on offer a short
walk across the road...





After an afternoon of exploring the lakes, we end up at the '2 shore caravan park' where we've booked sites that will allow us to beach stern in...

They'll be a small cost for the camp site depending on how many boats.



Sat night dinner is a club BBQ.

We'll take advantage of the camp kitchen- very close by. Bring your own meat to BBQ and a salad/desert to share.

The beach is walking distance and you're welcome to explore.

The evening sunset is glorious.



It's on again.

29th March to 1st April

POWER CABLES 12.2m ABOVE M.H.W.

- No speed limits apply on the section of the Broadwater.
- Caution, this river is narrow and winding, sight distances are poor on sharp bends.
- Vessels should travel at such a speed as to create minimum wash.
- Low-powered craft are a hazard to anchoring.
- Vessels should be able to manoeuvre to Broadwater.

ANNEXES Annexes are small structures used for mooring and are not to be used as a mooring point.

FUEL Fuel is available at the Bombah and Broadwater. A complete list of fuel stations is given in the Bombah and Broadwater sections of this guide. Fuel is not available at the Broadwater. The Broadwater is a narrow waterway and fuel is not available at the Broadwater.

DEPTHs and HEIGHTs are in METRES

WATER The water in the lakes is brackish and too salty to drink. Also, it is not safe to drink. Do not drink the water. Do not drink the water. Do not drink the water.

WALL LAKES SYSTEM Facilities are minimal and primitive. Bombah Broadwater is suitable for most numbers of campers and boats. The water is clear and there is no life on the lake. Bombah Broadwater is the best place to camp. The Myall Lakes system is a narrow waterway and is not suitable for 3 day sailing boats. This area is then restricted and there is a considerable risk of collision with the Myall Lakes system. The water is also controlled by the Myall Lakes system. The water is also controlled by the Myall Lakes system. The water is also controlled by the Myall Lakes system.

Take control of the situation
KEEP THE CASUALTY ALIVE

1. CHECK THE CASUALTY: Care and attention should be given to the head of the casualty.
2. CHECK FOR BREATHING: Look - Listen - Feel.
3. BREATHING ABSENT: Open the airway. Give 2 breaths. Check for a pulse. If no pulse, give 15 compressions. Repeat steps 2 and 3. If a pulse is present, stop compressions and give 2 breaths every 2 minutes.
4. BREATHING STILL ABSENT: Check for a pulse. If no pulse, give 15 compressions. Repeat steps 2 and 3. If a pulse is present, stop compressions and give 2 breaths every 2 minutes.
5. AIRWAY OBSTRUCTION: Give 2 breaths. If no pulse, give 15 compressions. Repeat steps 2 and 3. If a pulse is present, stop compressions and give 2 breaths every 2 minutes.

MOUTH TO MOUTH RESUSCITATION

The Easter cruise this year will be a bit of a “scrabble adventure”

Attached to this newsletter is a crossword, with the clues issued on the weekend, for those brave enough to participate. Be prepared because you have no idea what’s planned or coming.

Launching from Narong on Friday morning leaving at 10am and heading South East [not shore of the location give us a ring] our destination is all part the quiz for the weekend.

Kim and I have arranged for a meal to be delivered by drone that we will all share? All you will need is a plate and drinks and a loud voice, so make sure you have enough provisions for the rest of your stay.

As it is Easter don’t forget there are a lot of people that like chocolate eggs, coming.

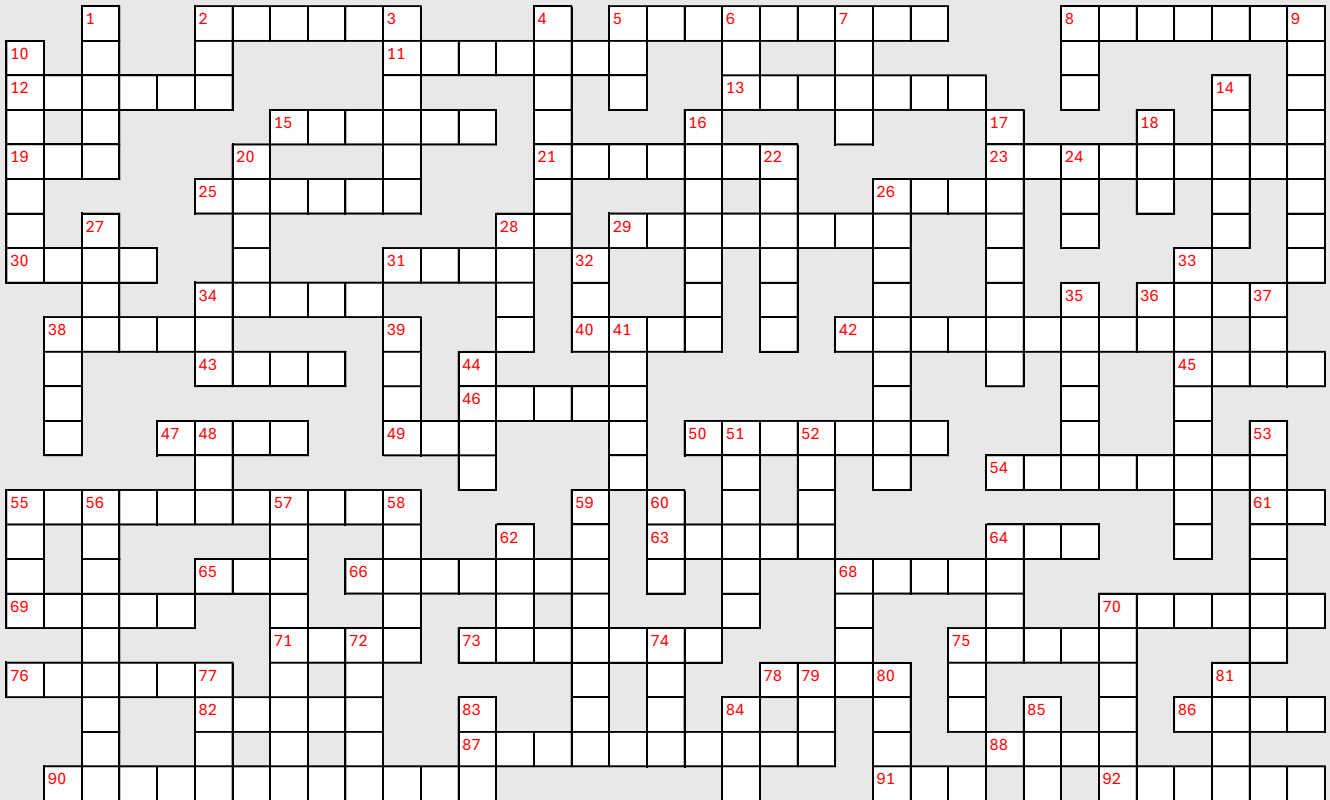
If you want to bring a bag of firewood that would also help

As we are catering for 1 evening meal it would be nice if everyone let us know if you are coming and how many you will have on board.

Phillip and Kim
Gypsea
0414223654

It's all part of the adventure.

GYPSEA crossword easter 2024



Print this crossword and bring to the cruise

CLUB BOAT & SOCIAL TROPHY 2023/2024

up to February Cruise

SURNAME	KNOWN AS	BOAT TYPE	BOAT NAME	CLUB BOAT all activities	SOCIAL cruises only
				217	102
HILL	Ken & Tania	Noelex 25	<i>Eye Sea Red</i>	21	9
HARRISON	Brian & Valerie	Macgregor 26	<i>Waterbago II / Plastique</i>	19	7
HARDCASTLE	Will & Sue	Cygnat	<i>Amethyst</i>	14	5
HAIG	John & Dorothy	Noelex 25	<i>Jocimo</i>	13	3
MELBOURNE	Peter & Kerry	Castle 650	<i>True North</i>	13	3
PATEMAN	John & Lisa	Sabre 25	<i>Wanderer</i>	12	9
WHITE	Barry & Kathy	Noelex 25	<i>Free Spirit</i>	11	3
SPARKES	Phillip & Kim	Clubman 8	<i>Gypsea</i>	10	10
NEWMAN	Kevin & Gaylene	Ross 780 mk3	<i>Only Time</i>	9	8
SCHURBERT	Graeme & Charmain	Clubman 8	<i>Crosswind</i>	9	3
PARROTT	Warren & Leanne	Macgregor 26	<i>Macnifique</i>	8	8
KEEVERS	Chris & Glennis	Farr 6000	<i>déjà vu</i>	8	3
ARMSTRONG	Peter & Jacque	Sabre 25	<i>Sailaway</i>	7	5
BOER	Jon & Jennina	Castle 650	<i>Bibby</i>	7	2
CROSS	Greg	Cole 19	<i>Eirene</i>	7	1
PARKER	John & Carol	Noelex 25	<i>Liquid Lunch</i>	6	6
BERRY	Richard and Emma	Farr 6000	<i>Farr Haven</i>	5	2
ARMITAGE	Karen & Peter	Noelex 25	<i>Black Magic</i>	5	2
RIMINGTON	Rob & Sharon	Sonata 7	<i>Sallywag</i>	4	3
BACON	Wayne	Cole 19	<i>Aquila</i>	4	3
WEBSTER	Paul & Jennifer	Farr 7500	<i>Gilt Edge</i>	4	2
DYCE	Doug	RL24	<i>Gunundaroo II</i>	4	1
CHALMERS	Garry & Cathy	Sonata 7	<i>Coconut Duck</i>	3	2
YORK	Roger & Ann	Austral 20	<i>Moonlighting</i>	3	1
PETERS	Hart & Pam	Farr 7500	<i>Farr n Beyond</i>	3	1
HART	Chris & Candee	Spider 24 mk2	<i>Heart Beat</i>	3	0
TAYLOR		Castle 650	<i>Seas the Moment</i>	3	0

April Sat 27 – Sun 28

Cruise Leader- Hart Peters

Sailing Brisbane Waters

Yes, this is a mast up and sail cruise on waters that are familiar to us but has been some time since we ‘sailed’ these waters.

Club members have sailed these waters for Off the Beach national titles- but cruising is a more gentle leisure activity not to be missed. The waters are extensive and many places to explore. We’ll be launching at Lion Park boat ramp – pretty flash and sandy beach each side.

Kick-off is 10am to sail to our lunch destination.



We’ll beach stern into sandy beach just up from where we launched. Dinner is a surprise!! And more info to follow.

If you’re curious go take a read of the Brisbane Waters cruise report on the web site from 2015



RACING UPDATE – MARCH 2024

By Peter Melbourne, Race Officer



The Autumn Series continues in strength with some really enjoyable racing.

WHEN DO WE CANCEL OR POSTPONE RACES?

We generally cancel or postpone races for one of two main reasons. Winds are predicted to be too strong or temperatures too high. We have cancelled a race weekend some years ago due to catastrophic fire rating which is a combination of both wind and temperature. We didn't want crews to be stranded away from their homes.

Our sailing instructions say that races will be cancelled or postponed when the Bureau of Meteorology (BOM) website predicts normal winds are expected to be 25 knots or above. The BOM warns that gusts can be 40% more than the normal wind strength. Therefore the gusts for a 25knot wind would be maxing out at around 35 knots, which is very challenging.

If the BOM prediction is for 25 knots or greater, or temperatures 38 degrees or hotter on either of the weekend race days, we will make the call to cancel on the previous Thursday night and let the club know via text so those who travel some distance to the race venue will have sufficient warning.

Sometimes the wind on the day can be higher than predicted and we use the Lake Macquarie Yacht Club's Marks Point weather station website to inform our decision.

So let's use the race on Saturday 2 March 2024 as a case study

The BOM was predicting in the latter part of the week a southerly breeze of 18 knots with 24 knot gusts. So although windy, it was still within race parameters.

At the 11:30am race briefing, the BOM information was the same but Marks Pt was showing 20 knots with 28 knot gusts. Still within parameters but crews were warned to not be over canvassed. The race course selected was for three laps around a course using our own bouys This meant that race boats would not be out on the main lake in the conditions and boats remained in sight of each other and help could be provided more quickly if needed.

Once the race starts, each skipper needs to be responsible for the safety and welfare of their boat and crew. On the first lap, three of the smaller boats withdrew from the race due to the conditions and their desire to preserve their boats from equipment failure. This was a good decision for them.

With the wind continuing to increase, the race was shortened from three laps to two. Five boats completed the course satisfactorily and demonstrated commendable boat handling by their crews.

A check of the Marks Pt site at the finish of the race showed wind speeds of 28 knots and gusts at 36 knots. If this had been predicted or experienced even at the time of the pre race briefing, the race would have been cancelled.

Sometimes scenarios like this occur and I appreciate all the crews involved on the day understanding this and showing great support for the decisions made.

Officer of the Day Roster for Autumn Series

Sat 13/1/24	Aye Sea Red	Sun 14/1/24	Jocimo
Sat 10/2/24	Cross Wind	Sun 11/2/24	Biddy
Sat 2/3/24	Eirene	Sun 3/3/24	True North
Sat 13/4/24	Gundaroo 11	Sun 14/4/24	Free Spirit
Sat 18/5/24	Amethyst	Sun 19/5/24	Plastique

If you are unable to attend on the day you are rostered, please arrange a swap with another future rostered boat. If you have any troubles, contact Peter Melbourne.

2024 Autumn Series Trailables

Races 5 & 6

Race 5

PHC

Div No	Place	Sail No	Boat Name	Elapsd	AHC	Cor'd T	CHC	Skipper	Class	Fin Tim
3	1	T3728	Jocimo	01:23:27	0.506	42:14	0.525	J Haig	Noelex 25-No-Spin	14:03:27
3	2	840	Aye Sea Red	01:24:12	0.539	45:23	0.539	K Hill	Noelex 25	14:04:12
3	3	25	Free Spirit	01:25:13	0.550	46:52	0.541	B White	Noelex 25-No-Spin	14:05:13
2	4	502	Wanderer	01:55:03	0.481	55:20	0.457	J Pateman	Sabre 25-No-Spin	14:25:03
1	5	19	Bustard Custard	02:14:57	0.550	01:14:13	0.523	T Howell	Boomerang 20 DK	14:44:57
1	DNF	248	Tic Tack		0.570			B Harrison	Boomerang No Spin	
1	DNF	2830	Deja vu		0.471			C Keevers	Farr 6000 No Spin	
1	DNF	6998	Farr Haven		0.509			R Berry	Farr 6000 No Spin	
3	DNS	984	Black Magic		0.481			P Armitage	Noelex 25-No-Spin	
3	DUT	100	True North		0.550			P Melbourne	Castle 650-No-Spin	

CBH

Div No	Place	Sail No	Boat Name	Elapsd	Skipper	Class	Fin Tim	TCF	TCF Cor'd T
3	1	T3728	Jocimo	01:23:27	J Haig	Noelex 25-No-Spin	14:03:27	0.714	59:35
3	2	25	Free Spirit	01:25:13	B White	Noelex 25-No-Spin	14:05:13	0.714	01:00:51
3	3	840	Aye Sea Red	01:24:12	K Hill	Noelex 25	14:04:12	0.752	01:03:19
2	4	502	Wanderer	01:55:03	J Pateman	Sabre 25-No-Spin	14:25:03	0.704	01:21:00
1	5	19	Bustard Custard	02:14:57	T Howell	Boomerang 20 DK	14:44:57	0.697	01:34:04
1	DNF	248	Tic Tack		B Harrison	Boomerang No Spin		0.661	
1	DNF	2830	Deja vu		C Keevers	Farr 6000 No Spin		0.632	
1	DNF	6998	Farr Haven		R Berry	Farr 6000 No Spin		0.632	
3	DNS	984	Black Magic		P Armitage	Noelex 25-No-Spin		0.714	
3	DUT	100	True North		P Melbourne	Castle 650-No-Spin		0.712	

Race 6

PHC

Div No	Place	Sail No	Boat Name	Elapst	AHC	Cor'd T	CHC	Skipper	Class	Fin Tim
3	1	100	True North	01:14:00	0.550	40:42	0.578	P Melbourne	Castle 650-No-Spin	12:54:00
3	2	25	Free Spirit	01:19:00	0.541	42:44	0.568	B White	Noelex 25-No-Spin	12:59:00
3	3	840	Aye Sea Red	01:20:00	0.539	43:07	0.565	K Hill	Noelex 25	13:00:00
3	4	T3728	Jocimo	01:30:00	0.525	47:15	0.525	J Haig	Noelex 25-No-Spin	13:10:00
2	5	502	Wanderer	01:49:00	0.457	49:49	0.445	J Pateman	Sabre 25-No-Spin	13:24:00
1	6	2830	Deja vu	02:04:00	0.471	58:24	0.447	C Keevers	Farr 6000 No Spin	13:39:00
1	7	19	Bustard Custard	02:05:00	0.523	01:05:22	0.497	T Howell	Boomerang 20 DK	13:40:00
1	8	248	Tic Tack	02:00:00	0.570	01:08:24	0.541	B Harrison	Boomerang No Spin	13:35:00
3	DUT	A750	RROOT00		0.527			R Parker	Sonata8Ns	

CBH

Div No	Place	Sail No	Boat Name	Elapst	Skipper	Class	Fin Tim	TCF	TCF Cor d T
3	1	100	True North	01:14:00	P Melbourne	Castle 650-No-Spin	12:54:00	0.712	52:41
3	2	25	Free Spirit	01:19:00	B White	Noelex 25-No-Spin	12:59:00	0.714	56:24
3	3	840	Aye Sea Red	01:20:00	K Hill	Noelex 25	13:00:00	0.752	01:00:10
3	4	T3728	Jocimo	01:30:00	J Haig	Noelex 25-No-Spin	13:10:00	0.714	01:04:16
2	5	502	Wanderer	01:49:00	J Pateman	Sabre 25-No-Spin	13:24:00	0.704	01:16:44
1	6	2830	Deja vu	02:04:00	C Keevers	Farr 6000 No Spin	13:39:00	0.632	01:18:22
1	7	248	Tic Tack	02:00:00	B Harrison	Boomerang No Spin	13:35:00	0.661	01:19:19
1	8	19	Bustard Custard	02:05:00	T Howell	Boomerang 20 DK	13:40:00	0.697	01:27:08
3	DUT	A750	RROOT00		R Parker	Sonata8Ns		0.712	



RACE 6 REPORT – SUNDAY 3 MARCH 2023

By Peter Melbourne *TRUE NORTH*

It was a relief to wake up to dead calm conditions after the wild day the day before. Another enjoyable breakfast of bacon and egg rolls together and it was soon time for the race briefing. Predictions were for about 3 knots from the east gusting to 8 so a shortened course was selected. Robin was officer of the day from the shore near the Bowling Club.

The first start consisting of division one and two boats *Deja Vue, Tic Tac, Yellow Boomerang and Wanderer* made a good start in a breeze that was already looking more promising. We started well in the next start with *Aye Sea Red, Free Spirit and Jocomo* but then made the move of the race, well at least the one I enjoyed the most!

Ken Hill in *Aye Sea Red* had started to windward of us and threatened to roll over the top. While I was still ahead, I turned *True North* slowly to windward so we closed with *Aye Sea Red's* lee bow. This curved the wind off our mainsail and affected his clean wind. I kept coming higher and ended up calling out "Up, up, up" until he couldn't ignore me any longer. His crew asked him "Can he do that?" and Ken dejectedly responded "Yes he can." Soon we were off Ken's windward bow and he was well within our wind shadow now and falling behind.

We were able to keep reasonable breeze till Coal Point navigation marks and overhauled all but Brian's Boomerang 20 *Tic Tac*. Val was shore bound this weekend due to feeling unwell. The first mark was Coal Point mark to starboard and we judged the lay line perfectly having passed *Tic Tac* who was showing some promise on its first outing. Around and Kerry took the tiller while I poled out the jib. Soon after the breeze took a 90 degree shift to the south east so it was pole down again and a tight reach till we cleared Coal Point and headed for Fishing Pt mark.

The breeze lightened and then shifted back towards the NE. After rounding Fishing Pt mark to starboard it was then a reach into Rathmines in light and variable conditions. We managed to hold onto enough of a lead from Barry in *Free Spirit* and Ken in *Aye Sea Red*, to ensure a win on both PBH and CBH and earn the privilege of writing this article!

They say a race is an accumulation of mistakes and we had one of those rare days where we sailed really clean. Back on shore Ken said "Well done Team True North". I'm so grateful for my wife Kerry and proud of how we work together racing the boat. She is my favourite racing crew.

Because we live in the Blue Mountains, we stay on our boat every race weekend. I have a real affection for our boat that not only accommodates us and meets our camping needs but also does her best to perform around the racing course!

2023/24 Off the Beach Results

25 Feb 24

Race 5

Yardstick

Race 5		Race Start	12:25:00	5kts					
Name	Boat Name	Class	Sail No	Finish Time	Elapsed Time	Yardstick	Corrected Time	Place	
Peter Watson	Rafiki	RS Aero 7	718	12:57:00	0:32:00	112.5	0:28:27	1	
Andrew Dyce	This Side Up	Maricat - Cat - GRP Hull	009	12:58:17	0:33:17	97.0	0:34:19	2	
Chris Keevers	Adrenaline	Maricat - Cat - GRP Hull	2094	12:59:12	0:34:12	99.0	0:34:33	3	
Valerie Harrison	Lady in Red	Maricat - Cat - GRP Hull	5009	13:02:56	0:37:56	99.0	0:38:19	4	
Warren Parrott	Catatonic	Maricat - Cat - GRP Hull	1014	13:02:58	0:37:58	99.0	0:38:21	5	
Dave Bowerman	Rush Hour	Windrush - Cat - Pin	2513	13:02:57	0:37:57	96.5	0:39:20	6	
Brian Harrison	Not as Sirius	Weta 1up SQ	842	DUT		95.0			

PHC

Race 5		Race Start	12:25:00						
Name	Boat Name	Sail No	Finish Time	Elapsed Time	ACH	BCH	CH	CT	Place
Valerie Harrison	Lady in Red	5009	13:02:56	0:37:56	0.9109	0.9016	0.9078	0:34:26	1
Andrew Dyce	This Side Up	009	12:58:17	0:33:17	1.0387	1.0275	1.0350	0:34:27	2
Chris Keevers	Adrenaline	2094	12:59:12	0:34:12	1.0185	1.0000	1.0123	0:34:37	3
Peter Watson	Rafiki	718	12:57:00	0:32:00	1.0919	1.0688	1.0842	0:34:42	4
Dave Bowerman	Rush Hour	2513	13:02:57	0:37:57	0.9402	0.9012	0.9272	0:35:11	5
Warren Parrott	Catatonic	1014	13:02:58	0:37:58	0.9625	0.9008	0.9419	0:35:46	6
Brian Harrison	Not as Sirius	842	DUT						

Race 6

Yardstick

Race 6		Race Start	13:08:00	6kts					
Name	Boat Name	Class	Sail No	Finish Time	Elapsed Time	Yardstick	Corrected Time	Place	
Peter Watson	Rafiki	Impulse	718	13:39:51	0:31:51	118.5	0:26:53	1	
Chris Keevers	Adrenaline	Maricat - Cat - GRP Hull	2094	13:40:49	0:32:49	99.0	0:33:09	2	
Andrew Dyce	This Side Up	Maricat - Cat - GRP Hull	009	13:40:25	0:32:25	97.0	0:33:25	3	
Dave Bowerman	Rush Hour	Windrush - Cat - Pin	2513	13:42:52	0:34:52	96.5	0:36:08	4	
Warren Parrott	Catatonic	Maricat - Cat - GRP Hull	1014	13:46:21	0:38:21	99.0	0:38:44	5	
Valerie Harrison	Lady in Red	Maricat - Cat - GRP Hull	5009	13:48:12	0:40:12	99.0	0:40:36	6	
Brian Harrison	Not as Sirius	Weta 1up SQ	842	DUT		95.0			

PHC

Race 6		Race Start	13:08:00						
Name	Boat Name	Sail No	Finish Time	Elapsed Time	ACH	BCH	CH	CT	Place
Dave Bowerman	Rush Hour	2513	13:42:52	0:34:52	0.9272	0.9297	0.9280	0:32:21	1
Chris Keevers	Adrenaline	2094	13:40:49	0:32:49	1.0123	0.9878	1.0042	0:32:57	2
Andrew Dyce	This Side Up	009	13:40:25	0:32:25	1.0350	1.0000	1.0233	0:33:10	3
Peter Watson	Rafiki	718	13:39:51	0:31:51	1.0842	1.0178	1.0621	0:33:50	4
Warren Parrott	Catatonic	1014	13:46:21	0:38:21	0.9419	0.8453	0.9097	0:34:53	5
Valerie Harrison	Lady in Red	5009	13:48:12	0:40:12	0.9078	0.8064	0.8740	0:35:08	6
Brian Harrison	Not as Sirius	842	DUT						

Race 7

Yardstick

Race 7		Race Start	13:53:00	5kts					
Name	Boat Name	Class	Sail No	Finish Time	Elapsed Time	Yardstick	Corrected Time	Place	
Peter Watson	Rafiki	Impulse	718	14:42:34	0:49:34	118.5	0:41:50	1	
Chris Keevers	Adrenaline	Maricat - Cat - GRP Hull	2094	14:42:26	0:49:26	99.0	0:49:56	2	
Warren Parrott	Catatonic	Maricat - Cat - GRP Hull	1014	14:42:31	0:49:31	99.0	0:50:01	3	
Valerie Harrison	Lady in Red	Maricat - Cat - GRP Hull	5009	14:42:34	0:49:34	99.0	0:50:04	4	
Andrew Dyce	This Side Up	Maricat - Cat - GRP Hull	009	14:42:47	0:49:47	97.0	0:51:19	5	
Dave Bowerman	Rush Hour	Windrush - Cat - Pin	2513	14:43:32	0:50:32	96.5	0:52:22	6	
Brian Harrison	Not as Sirius	Weta 1up SQ	842	DUT		95.0			

PHC

Race 7		Race Start	13:53:00							
Name	Boat Name	Sail No	Finish Time	Elapsed Time	ACH	BCH	CH	CT	Place	
Valerie Harrison	Lady in Red	5009	14:42:34	0:49:34	0.8740	0.6540	0.8006	0:39:41	1	
Warren Parrott	Catatonic	1014	14:42:31	0:49:31	0.9097	0.6547	0.8247	0:40:50	2	
Dave Bowerman	Rush Hour	2513	14:43:32	0:50:32	0.9280	0.6415	0.8325	0:42:04	3	
Chris Keevers	Adrenaline	2094	14:42:26	0:49:26	1.0042	0.6558	0.8880	0:43:54	4	
Andrew Dyce	This Side Up	009	14:42:47	0:49:47	1.0233	0.6512	0.8993	0:44:46	5	
Peter Watson	Rafiki	718	14:42:34	0:49:34	1.0621	0.6540	0.9260	0:45:54	6	
Brian Harrison	Not as Sirius	842	DUT							

SAFETY MESSAGE

LIFE JACKET MAINTENANCE

I previously submitted this information in the newsletter to better help members understand the requirements of servicing their lifejackets. It seems timely to share that information as well.

I also now have included 2 links below to You Tube videos that show pre operational checks and servicing of lifejackets.

With standard life jackets you would do a physical inspection, checking for condition, stitching, reflective tape intact, whistle attached and operational etc.

You might have to put your cursor on the links and hit ctrl and click.

[Pre-wear check of your inflatable lifejacket \(youtube.com\)](#)

[Inspection of your inflatable lifejacket \(youtube.com\)](#)

Hart

Farr & Beyond

INSTRUCTIONS FOR ANNUAL SELF INSPECTION

Applicable for PFDs in recreational use only, for PFD's in commercial use inspections should only be performed by an accredited agent.

Before you start

1. Carefully read over all the instructions below
2. Ensure you have spare parts for your PFD. (See 'rearming components for Burke PFDs' in the PFD Service Section of the Burke web site. On inflator heads that use a green indicator clip to retain the manual firing lever, the clip will be broken during inspection. Ensure you have spare clips before you begin inspection. You may also need to replace the CO2 cylinder and on automatic models the cartridge/bobbin. All these parts can be purchased through a Burke retailer or service agent.
3. Ensure you have access to accurate kitchen or letter scales for checking the weight of the CO2 cylinder.
4. Print a copy of the Inflatable PFD self inspection certificate for every PFD being inspected
5. Record on the certificate the PFDs serial/PI number, model no., inflator head brand / type (manual or automatic) and last service date.


Record each inspection step as it is completed with a **Pass**, **Fail** or **NA** in check boxes provided on the certificate. If the PFD or a component fails any inspection step 1 through 6, the PFD or faulty component must be replaced before using the PFD, alternatively send the PFD to an accredited service agent for further test.

Under no circumstances must you attempt any repairs, these must only be conducted by trained service personnel.

Step 1. General inspection

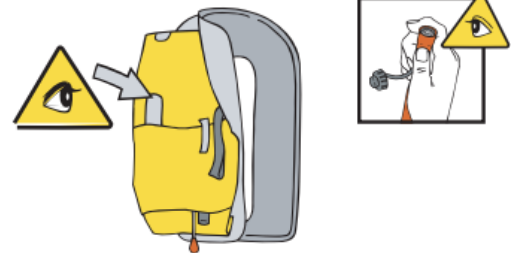
1.1 External Inspection - Check

- a) Cover has no excessive wear or visible damage.
- b) All cover closures (hook and loop, zippers etc) are serviceable.
- c) There is no visible damage or wear to any straps or stitching.
- d) All fastenings, adjustments and buckles are operating correctly.
- e) Safety lanyard attachment ring (when fitted) is not worn or damaged.



1.2 Internal Inspection - Open cover and check

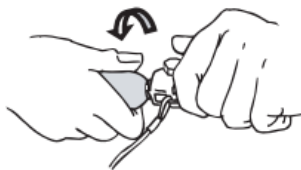
- a) retro-reflective tape is firmly attached and not damaged.
- b) Lifting becket webbing and stitching is not worn or damaged.
- c) Whistle operation (blow to check operation) and that whistle is securely attached.
- d) Oral inflation tube has no visible signs of damage.
- e) If fitted with emergency light check lights expiry date (replace if expired).



Step 2. Inspection of lung and oral valve

2.1 Check lung has no signs of excessive abrasion or wear.

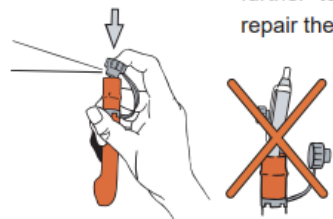
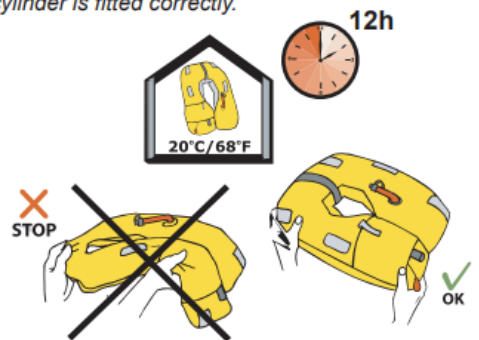
Pay extra attention to the folds and areas around inflation systems



- 2.2 a) Remove Co2 cylinder from the inflator head by unscrewing the cylinder anti-clockwise. On models fitted with a UML Pro Sensor inflator head check that the manual indicator status (top window) is red once cylinder has been removed. The Pro Sensor manual indicator status window should only show green when an unpierced CO2 cylinder is fitted correctly.

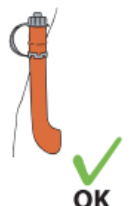


- b) Inflate lung using the oral inflation tube.
- c) Leave lung inflated with oral tube cap off in a room with a stable temperature of around 20°C for at least 12 hours (temperature changes will affect lung pressure)
- d) After 12 hours check there is no loss of pressure and no visible damage to lung. If lung is damaged or pressure falls the PFD must be replaced or sent to an accredited service station for further tests. Under no circumstances should you attempt to repair the PFD yourself



- 2.3 Deflate inflatable lung checking operation of oral inflation valve. Only deflate lung by inverting the oral tube cap and gently pressing the top of the inverted cap down into tube. **Do not put anything other than the inverted cap into the oral inflation tube, foreign objects may damage the oral valve.**

When the lung is fully deflated fit the oral tube cap back into its normal position.

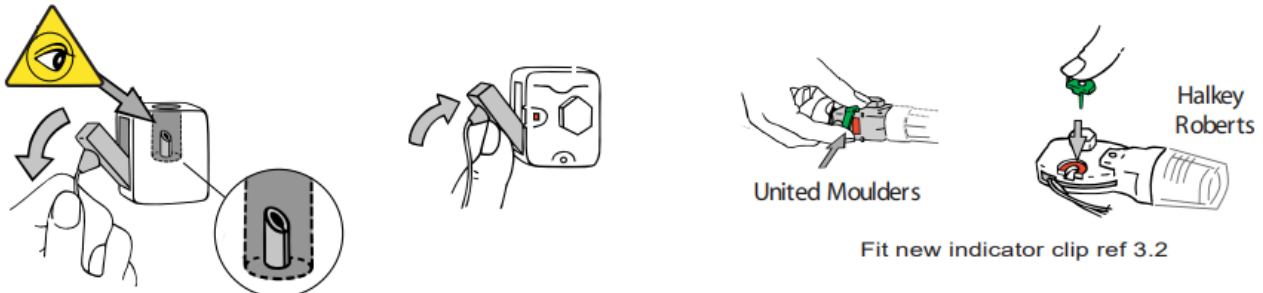


Step 3. Examine operation of manual inflator (applicable for all inflator heads)

3.1 With CO2 cylinder removed pull manual firing lanyard down sharply to ensure lever moves freely and that the piercing cutter becomes proud of the sealing washer at base of the upper threaded section. On inflator heads where the lever is secured by a green indicator clip this action will break the indicator clip. If lever moves freely and piercing cutter becomes proud fold lever back up into normal position.

3.2 On inflator heads that use an indicator clip to secure the lever, fit a new green indicator clip now.

If the manual inflator does not operate properly the PFD must be replaced or sent to an accredited service agent for further action.



Step 4. Inspection and rearming automatic valve (automatic inflation models only)

The automatic activation mechanism (Cartridge or bobbin as applicable) must be replaced if it has been immersed in water, is past its expiry date or if the expiry date falls before the PFDs next scheduled service.

Do not refit a Co2 cylinder unless the automatic valve is correctly armed.

4.1 For models using United Moulders automatic inflators fitted with water sensing cartridge (Fig 1.)

a) Unscrew the cartridge anti clockwise.

On models fitted with UML Pro Sensor inflator head the automatic indicator status (bottom window) should be red when the water sensing cartridge has been removed or activated. The Pro Sensor automatic indicator window should only show green when an armed cartridge is correctly fitted.

b) Check that the cartridge is clean and completely dry

c) Record the expiry / replace by dates printed on cartridge on the service inspection certificate and check the green indicator status disc at base of cartridge is visible. Discard and replace with new cartridge if expiry / replace by date falls before next service due date or the green status indicator disc at the base of cartridge is not visible

d) Rearm by screwing cartridge clockwise onto base of inflator head. Tighten firmly by light hand force only (use no tools) Ensure thread is not obstructed and that green automatic status indicators are visible.

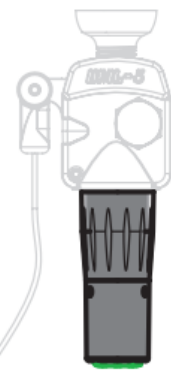


Fig 1 UML water sensing cartridge



4.2 For models using Halkey Roberts automatic inflator with transparent head and water sensing bobbin (Fig 2.).

a) Check green indicator is showing at base of the transparent head. If indicator is showing red the water sensing bobbin has been activated and should be replaced.

b) Remove water sensing bobbin by unscrewing transparent head anti clockwise.

The Halkey Roberts water sensing bobbin has a 4 year expiry and is printed with the date of manufacture (Month, Day, and Year). Calculate when bobbin replacement is due by adding 4 years onto date of manufacture. Discard and replace bobbin if indicator at base of transparent head is red (refer 5.2.a) or the bobbin expiry date falls before the PFDs next service due date.

c) Record the bobbin expiry / replacement date on service inspection certificate

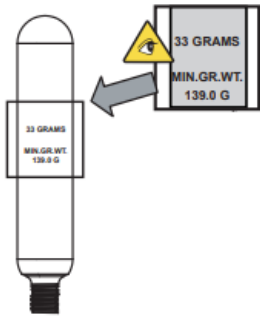
d) Rearm automatic firing mechanism by fitting the bobbin onto base of the inflator head (white side facing away from head) and reinstalling the transparent head (screw clockwise by light hand force until tight). Ensure thread is not obstructed and automatic status indicator at base of transparent head is green.



Fig 2. Halkey Roberts automatic inflator with transparent head fitted with water sensing bobbin



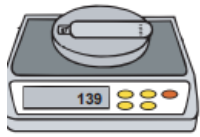
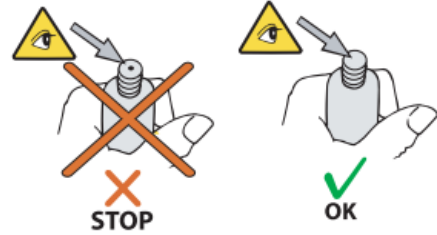
Step 5. Inspection of CO2 cylinder



5.1 Check that the size / type of CO2 cylinder is correct for the PFD

The Cylinder size is displayed on the cylinder as well as on the PFD lung adjacent to the CO2 inflator head.

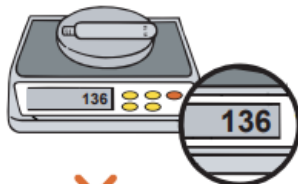
5.2 Check that the CO2 cylinder is not damaged, is free from rust and corrosion and has not been pierced. Replace any cylinder that is pierced, damaged or exhibiting any signs of rust or corrosion.



Max +/- 2,0 g



OK



STOP

5.3 If cylinder is serviceable (refer 5.2) weigh the cylinder on kitchen or letter scales. The cylinders weight should correspond to MIN.GR.WT engraved on cylinder +/- 2 g. Record MIN.GR.WT and actual weight of cylinder on the inspection certificate.

If cylinder weight is incorrect or cylinder is in anyway defective it must be replaced (Any replacement cylinder should be checked in same manner)

Dispose of scraped CO2 cylinders immediately.

Step 6. Refit CO2 cylinder

6.1 Confirm

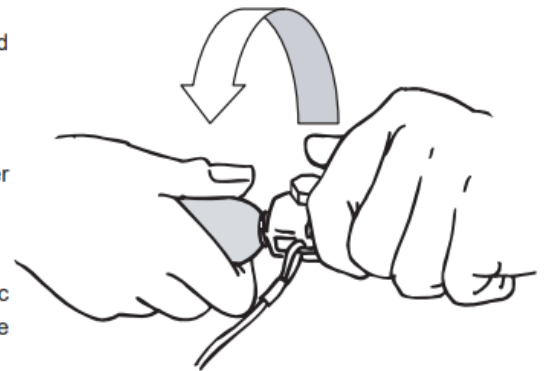
- manual inflator mechanism has passed inspection step 3
- On automatic models that the automatic valve is armed and has passed inspection step 4.
- the CO2 cylinder being fitted has passed inspection step 5

6.2 To refit cylinder hold the inflator head firmly and screw the CO2 cylinder clockwise into top of inflator head. Hand tighten until firm.

Do not use any tools or undue force

Note: For the piercing cutter to work correctly the CO2 cylinder (and automatic inflation mechanism on automatic models) must be firmly hand tightened onto the CO2 inflator head.

On UML Pro Sensor inflator heads the PFD is fully armed only when all indicator status windows are green.



Step 7. Record Service Inspection on PFD

7.1 If PFD has passed all applicable self inspection steps 1 through 6 above Sign and date in permanent laundry marker the service inspection history label located on inflator head side of lung. For a Self inspection prefix the service date by the letters **SI** to indicate 'self inspection'. The date format should be kept consistent across the PFDs service inspection history.

Step 8. Repack PFD

8.1 Repack PFD according to instructions provided in your PFDs owners manual.

Ensure that the manual inflation pull lanyard and knob is not tangled and that it is accessible when PFD is donned.

Step 9. Certify the PFD self inspection certificate.

9.1 Sign self inspection certificate and record date self inspection was completed.

It is also recommended that next inspection due date is noted on the certificate.

The completed self inspection certificate should be kept in boats safety equipment log for future reference.

BURKE INFLATABLE PFD SELF INSPECTION CERTIFICATE

Applicable for Burke inflatable PFDs in recreational use only

BEFORE YOU START: Carefully read 'Burke Inflatable PFDs Instructions for Annual Self Inspection. Record result of each inspection step when completed with a 'PASS', 'FAIL' or 'NA' as applicable in the spaces provided on this certificate. If a PFD fails **any** inspection step 1- 6 the PFD or faulty component must be replaced before use. Alternatively the PFD should be sent to an accredited service agent for further testing.

Under no circumstances must you attempt any repairs yourself.

Serial / PI No.		Last service date (date of purchase if 1st service)	MM	YY
-----------------	--	--	----	----

PFD Model		Inflator head brand + type (manual or automatic)	
-----------	--	---	--

STEP 1. GENERAL INSPECTION

RESULT

1.1 EXTERNAL INSPECTION: cover , closures, straps, stitching, fastenings, adjustments, buckles.	
1.2 INTERNAL INSPECTION: retro-reflective tape, lifting becket, whistle, oral tube, light	

STEP 2. INSPECTION OF LUNG AND ORAL VALVE

RESULT

2.1 VISUAL INSPECTION OF LUNG	
2.2 RESULT OF LUNG LEAKAGE TEST	
2.3 OPERATION OF ORAL INFLATION TUBE / VALVE	

STEP 3. EXAMINE OPERATION OF MANUAL INFLATOR

RESULT

3.1 OPERATION OF MANUAL INFLATOR VALVE (applicable for all inflator heads)	
3.2 FIT NEW FIRING INDICATOR CLIP	

STEP 4. INSPECTION AND REARMING OF AUTOMATIC VALVE (automatic inflation models only)

Expiry Date

RESULT

4.1 UML INFLATORS RECORD EXPIRY DATE AND CONFIRM MECHANISM IS ARMED.	MM	/	YY	
4.2 HR INFLATOR RECORD EXPIRY DATE AND CONFIRM AUTO MECHANISM IS ARMED	MM	/	YY	

STEP 5. INSPECTION OF CO2 CYLINDER

RESULT

5.1 CONFIRM CORRECT SIZE / TYPE OF CO2 CYLINDER FITTED TO PFD				
5.2 CO2 CYLINDER IS UNPIERCED AND FREE FROM DAMAGE , RUST OR CORROSION				
5.3 WEIGH AND RECORD WEIGHT OF CO2 CYLINDER	MIN.GR.WT		ACTUAL WEIGHT	

STEP 6. REFIT CO2 CYLINDER

RESULT

6.1 CONFIRM INSPECTION STEPS 3 - 5 COMPLETED	
6.2 NEW OR INSPECTED (refer step 5) CO2 CYLINDER FITTED TO INFLATOR HEAD	

RESULT

STEP 7. SIGN AND DATE SERVICE INSPECTION SCHEDULE ON PFD	
STEP 8. REPACK PFD ACCORDING TO PFD OWNERS MANUAL	

STEP 9. I hereby certify that the PFD (identified top of page) has been inspected and serviced in accordance with Burke Marines instructions for annual self inspection and that the PFD and components have PASSED all applicable service inspection steps 1- 8.

MM

/YY

NEXT INSPECTION DUE

NAME:

SIGNATURE:

DATE:

ADDRESS:

PLEASE RETAIN COMPLETED DOCUMENT UNTIL NEXT SERVICE INSPECTION

MERCHANDISE

Stocks of NHTYA Club caps, coolers and Burgees - contact Phillip 0414 223654

Caps \$25 each



Stubby Holders \$5 each



THE BOATYARD

Buy, find, swap, sell, give away.

Other club members may be able to use the boat gear that is cluttering your shed. Send us a word document and we can post it here.

Our Club is proudly supported by



Club Macquarie the place to CELEBRATE!!!

			Activity	Location	Contact	Points	Extra Info
2024							
Jan	6-7	Sat-Sun					
Jan	13-14	Sat-Sun	Race 1&2	Styles	Peter Melbourne 0412278567	2	
Jan	20-21	Sat-Sun					
Jan	26-28	Sat-Mon	Cruise	Home	Val Harrison 0435242274	2	Australia Day
Feb	3-4	Sat-Sun					
Feb	10-11	Sat-Sun	Race 3&4	Styles	Peter Melbourne 0412278567	2	
Feb	17-18	Sat-Sun	Cruise	Home	Val Harrison 0435242274	2	
Feb	20	Tuesday	Meeting	Club Macquarie	Ken Hill 0400208553		
Feb	24	Sat	OTB	Rathmines	Brian Harrison 0421979452		
March	2-3	Sat-Sun	Race 5&6	Styles	Peter Melbourne 0412278567	2	
March	9-10	Sat-Sun					Marlay Point
March	16-17	Sat-Sun	Cruise	Away	Val Harrison 0435242274	2	Tuggerah Lakes
March	19	Tuesday	Meeting	Club Macquarie	Ken Hill 0400208553		
March	23	Sat	OTB	Rathmines	Brian Harrison 0421979452		
March/April	29-1	Fri-Mon	Cruise	Myall Lakes	Val Harrison 0435242274	2	EASTER
April	6-7	Sat-Sun					
April	13-14	Sat-Sun	Race 7&8	F-Jetty	Peter Melbourne 0412278567	2	
April	16	Tuesday	Meeting	Club Macquarie	Ken Hill 0400208553		
April	20	Sat	OTB	Rathmines	Brian Harrison 0421979452		
April	27-28	Sat-Sun	Cruise	Away	Hart Peters 0417674687	2	Brisbane Waters
May	4-5	Sat-Sun					Bay to Bay
May	11	Sat	OTB	Rathmines	Brian Harrison 0421979452		Mother's Day
May	18-19	Sat-Sun	Race 9 &10	F-Jetty	Peter Melbourne 0412278567	2	
May	21	Tuesday	AGM	Club Macquarie	Ken Hill 0400208553		
May	25-26	Sat-Sun	Cruise	Home	Val Harrison 0435242274	2	Wangi Camp Fire
June	1-2	Sat-Sun					
June	8-10	Sat-Mon	Cruise/Regatta	TBA /Lake Keepit			Keepit Cool regatta
June	15-16	Sat-Sun					
June	18	Tuesday	Meeting	Club Macquarie	TBA		
June	22-23	Sat-Sun					FLOAT YOUR BOAT
June	29	Sat	Presentation Night	TBA			
July	6-7	Sat-Sun					

			Activity	Location	Contact	Points	Extra Info
July	13-14	Sat-Sun					
July	20-21	Sat-Sun	Onshore Cruise			2	
July	27-28	Sat-Sun					
Aug	3-4	Sat-Sun					
Aug	10-11	Sat-Sun					
Aug	17	Sat	OTB	Rathmines	Brian Harrison 0421979452		
Aug	20	Tues	Meeting				
Aug	24	Sat	Audit Day	Rathmines			
Aug/Sept	31-1	Sat-Sun					Father's day
Sept	7-8	Sat-Sun	Race 1&2	F-Jetty		2	
Sept	14-15	Sat-Sun					
Sept	17	Tues	Meeting	Club Macquarie			
Sept	21-22	Sat-Sun	Cruise			2	
Sept	28	Sat	OTB	Rathmines	Brian Harrison 0421979452		
Oct	5-7	Sat-Mon	3/6 hour regatta			2	NRL Grand Final BBQ
Oct	12-13	Sat-Sun					
Oct	15	Tues	Meeting	Club Macquarie			
Oct	19-20	Sat-Sun	Race 3&4	Styles		2	Fast and Loud Festival
Oct	26	Sat	OTB	Rathmines	Brian Harrison 0421979452		
Nov	2-3	Sat-Sun	Cruise			2	
Nov	9-10	Sat-Sun					
Nov	16-17	St-Sun	Race 5&6	Styles		2	
Nov	19	Tues	Meeting	Club Macquarie			
Nov	23-24	Sat-Sun	Cruise			2	
Nov/Dec	30-1	Sat	OTB	Rathmines	Brian Harrison 0421979452		
Dec	7	Sat	Xmas party	Styles			
Dec	7-8	Sat-Sun	Race 7&8	Styles		2	
Dec	14	Sat	OTB	Rathmines			
Dec/Jan	27-3		Myall lakes cruise			2	New Years Eve